



2025 BENEFITS GUIDE

West Valley-Mission Community College District

TABLE OF CONTENTS

West Valley-Mission Community College District (WVMCCD) truly appreciates the contributions our employees make to cultivate a community of learning and success! That's why we provide a comprehensive benefits program and are committed to providing you with benefits that meet the needs of you and your family. We offer a range of plans that help protect you in the case of illness or injury. This Benefits Information Guide is a comprehensive tool to help you become familiar with the plans and programs that you and your family can enroll in for the plan year. WVMCCD recognizes the importance of benefits for you and your family, that's why we take the time to carefully select providers that can best serve our employees. We know you don't make your benefit decisions lightly, which is why we are dedicated to partnering with providers who offer quality benefits.

03	Eligibility Employees, Dependents	14	Basic Life/AD&D and LTD Coverage
03	Cash in Lieu of Medical Benefits Qualification and Amount	15	Voluntary Life/AD&D Coverage and Cost
04	Making Changes During the Year Qualifying Events, Open Enrollment	16	Flexible Spending Accounts Overview
05	Online Enrollment Alight Worklife (formerly SmartBen) Portal Instructions	18	Commuter Plans Overview
07	Contributions District Contribution for Medical, Dental and Vision	19	Retirement Savings Overview and Limits
08	Medical Coverage Overview Overview and Terminology	20	Employee Assistance Program Overview
09	CalPERS Health Plan Search Instructions, How to Choose a Plan	21	Credit Union and Online Learning Overview
10	CalPERS Medical HMO Medical Options and Coverage	22	Important Notices Laws and Regulations
11	CalPERS Medical PPO Medical Options and Coverage	24	Find a Provider Instructions
12	Dental Options and Coverage	26	Frequently Asked Questions Overview
13	Vision Coverage	27	Contact Information Group Numbers, Phone Numbers, Websites



BENEFITS ADVOCATE

Benefits Advocate is available to assist you with your benefits-related questions and issues. When there is confusion or concern with your insurance, reach out to Benefits Advocate for assistance. This service is brought to you by McGriff Insurance Services.

- Finding a contracted provider
- Resolving referral problems
- Researching denied claims
- Obtaining pre-authorizations
- Clarifying health coverage while traveling
- Explaining an Explanation of Benefits (EOB)
- Assisting with health insurance grievances or appeals



(800) 914-5096



BenefitsAdvocate@mcgriff.com

Monday – Friday, 8:00 a.m. – 5:00 p.m.
except major holidays

ELIGIBILITY

You are eligible for the benefits program if you meet the minimum eligible employee guidelines as defined by West Valley-Mission College Community College District. You are eligible for benefits with West Valley-Mission College Community College District the first of the month following your date of hire. Your eligible dependents are defined as:

- Legally married spouses
- Qualified domestic partners
- Children up to age 26
- Parent Child Relationship as defined by CalPERS for the medical plan
- Stepchildren
- Legally adopted children
- Disabled children (approved by CalPERS/no age maximum)
- Children of qualified Domestic Partnerships
- Any child for whom a Qualified Medical Child Support Order that complies with all applicable laws has been issued

Certification of Dependents for Health Plan Coverage

- To enroll your spouse, you must provide a copy of the Marriage Certificate
- To enroll your domestic partner, you must provide a copy of the California Declaration of Domestic Partnership filed with the Secretary of State
- To enroll Children, you must provide one of the following:
 - a. Copy of Birth Certificate
 - b. Copy of Adoption Papers

Before enrolling anyone as your dependent, verify that he or she qualifies under the plan rules. Enrolling an ineligible person as your dependent is a serious offense that will result in disciplinary action, which may include termination of employment.



CASH IN LIEU OF MEDICAL BENEFITS

Upon providing proof of coverage in another group health plan, employees of West Valley-Mission Community College District have the option to decline the district medical insurance and receive cash in lieu.

Employees may choose to deposit the cash into a Tax Shelter Annuity 403(b), 457 plan or receive the cash as an addition to pay. Please note that this benefit will be subject to income tax. If you choose to deposit the contribution into a 403(b) or 457 plan, the only taxes that will be deducted are FICA (Social Security) and Medicare.

\$4,800
Annually

Qualifying employees will receive the cash in lieu amount prorated by pay period.

MAKING CHANGES DURING THE YEAR

The choices you make when you first become eligible remain in effect for the entire plan year. Once you are enrolled, you must wait until the next open enrollment period to change your benefits or add coverage for dependents, unless you have a qualified change in family status as defined by the IRS.

- Change in marital status
- Change in number of dependents (birth, adoption, death)
- Change in spouse or dependent's eligibility under an employer's plan
- Change in employment status that changes eligibility status (change in work schedule such as termination, a decrease in hours worked, change in residency that affects accessibility to current plan)
- Change in cost or coverage (significant cost increase, open enrollment of spouse under other employer's plan)
- Change in eligibility for a state program such as Medicaid



When you experience a **family** or **employment** status change, the benefit changes you request must be made **within 30 days** of the event and must be consistent with and due to your change in status. For example, if your newborn child is born on November 15th, they would become effective on the plan December 1st. You would need to submit this change to Benefits no later than December 15th. If you miss this deadline, your dependent would not be eligible for coverage until the next open enrollment period. If you need assistance determining what changes are allowed, contact Human Resources.

Any benefit change needed due to a loss of **Medicaid/CHIP** coverage or gaining eligibility for a state's premium assistance program under **Medicaid or CHIP** must be made **within 60 days** of the event.

NOTE: CalPERS medical plans have slightly different rules. Contact Human Resources for further guidance.

IMPORTANT: In the event of a divorce, employees must notify the district **within 30 days** to remove the ex-spouse from benefits. Employees may want to consider making beneficiary changes at the same time.

Exceptions: You may enroll in a voluntary retirement plan at any time throughout the year. You may apply for MetLife voluntary life insurance at any time throughout the year, however, if you apply outside of your 30 day new hire window, you will be required to complete a Statement of Health. MetLife will approve or deny your request for coverage. See page 15 for more information about enrolling in life insurance outside of your new hire window.



OPEN ENROLLMENT

Each year, you will have the opportunity during Open Enrollment to make changes to your plan(s) without a qualifying event required. This period usually runs from mid-September through mid-October. Changes you make are effective the following January 1st.

The coverage(s) you elect during Open Enrollment are in force for the entire plan year, January 1 through December 31, unless you experience a qualifying life event.

Planning to retire?

If you are participating in cash-in-lieu and are eligible for early retiree health benefits, you must enroll in the medical plan during open enrollment and be covered at the time of your retirement from the district.

HOW TO ENROLL

All enrollments are completed online via our online benefits administration system, Alight Worklife (formerly SmartBen). You must complete all of your enrollments by the end of the month in which you are hired. If you try to enroll after the deadline, your medical coverage start date may be delayed or you may not be able to enroll in coverage until the next open enrollment period, unless you experience a qualifying life event. See *Making Changes During the Year* for details. The voluntary retirement plans are an exception as you may enroll in a 403(b) or 457 at any time. Benefit plan information is located on the district website within the Human Resources page.



ALIGHT WORKLIFE ONLINE ENROLLMENT INSTRUCTIONS

Alight Worklife (formerly SmartBen) is our online enrollment tool that is available 24 hours a day, 7 days a week. This system allows you to elect your benefit choices as a new hire or during Open Enrollment, or when you have a life event. After enrollment, Alight Worklife is available year-round to check your benefits information.

LOGGING IN

1. Log onto <https://wvm.wl.alight.com/login> and enter your **Username** (Your username is your Banner ID number: G0 + employee ID number) and password (eight-digit date of birth MMDDYYYY format). Once you log in the first time, you will be required to change your password.
2. From the home page, click the To Do titled **Enroll in your new benefits** (new hires) or **Start Annual Enrollment** (open enrollment). The To Do action also notes your due date to complete enrollment. Once you click, you will see a Benefit Summary page that lists all benefits you are eligible to enroll in.
3. To enroll or make changes to a benefit, click the **View/Change** button on each benefit you wish to update.

To Dos (1 - 3 of 4)

Enroll in your new benefits


Due Jul 1, 2022



Start Annual Enrollment

Due May 25, 2022



 Medical WVlive 26 Deductions per year View / Change	Employer Cost \$0.00	Your Cost \$0.00
---	-------------------------	---------------------



Username

Banner ID Number (G0 + employee ID)



Initial Password

Date of Birth in MMDDYYYY format

HOW TO ENROLL

- Once within the benefit, select the desired level of coverage based on who is being covered – the cost will update automatically based on the tier level selected. Click on **Select this plan**, **Continue** or **Decline This Coverage** to make your election for that benefit.

The screenshot displays the enrollment interface. On the left, under 'Available Plans', there are two options: 'Waive' (Currently Enrolled, \$0.00) and 'HSA Employee Only' (Your cost per pay period \$38.46). The 'HSA Employee Only' plan details include a Deductible of \$1500/person - \$4000/family, Max Out of Pocket of \$4,000/person - \$8,000/family, and Co-insurance of 0% after deductible. It has buttons for 'Select this plan' and '+ More information'. On the right, the 'Enrollment progress' shows three steps: 1. Review and Make Elections (active), 2. Confirm & Complete Enrollment, and 3. Review Next Steps. Below the progress is a 'Decline This Coverage' button and a 'Continue' button. At the bottom right is a 'Dependents and Beneficiaries' button.

- If dependent assignments are required, you will be prompted to add these records. You can review all dependents and beneficiaries at any time by clicking on the **Dependents and Beneficiaries** button.
- As you make your selections, the benefit will move to the completed benefits section of the benefit summary page.
- Complete the process for any remaining benefits in the **Incomplete Benefits Section**.
- Once all elections have been completed, the **Continue** button will turn blue and can be clicked. Follow the prompt and select **Complete Enrollment** button to finalize.

This screenshot shows the 'Enrollment progress' bar with three steps: 1. Review and Make Elections, 2. Confirm & Complete Enrollment (active), and 3. Review Next Steps. Below the progress bar are three buttons: 'Complete Enrollment' (blue), 'Return to Benefit Summary' (white), and 'Dependents and Beneficiaries' (white).

- Once enrollment is complete, you will reach the **Your Enrollment is Complete** screen and will be prompted to print a confirmation page.

Your Enrollment Is Complete!

The screenshot shows the 'Your Enrollment is Complete!' screen. On the left, under 'Next steps', it says 'Finish Notes for Annual Enrollment' and 'This is the enrollment links section in Enrollment Setup., click here'. Below that, it says 'Important : View and print/save your Coverage Summary for your records.' and has a 'Print/Save Coverage Summary' button. On the right, the 'Enrollment progress' bar shows three steps: 1. Review and Make Elections, 2. Confirm & Complete Enrollment, and 3. Review Next Steps (active). Below the progress bar is a 'Print/Save Coverage Summary' button.

CONTRIBUTIONS

Contributions for medical, dental and vision coverage are conveniently deducted from your paycheck on your pay period schedule. These deductions are on a pre-tax basis which gives you a tax savings benefit as your paycheck is taxed on your gross pay minus the contribution.

Review the following to understand how your contribution is calculated.

How much money does the District contribute to my health plan costs?

The District contribution toward your annual benefits is a maximum of the amounts below to be used toward Medical, Dental and Vision coverage.



How much money will I contribute to my health plan costs?

Your cost share will depend on the choices you make for your coverage and if you elect to enroll one or more dependents on your plan. If the annual costs of your elections exceeds the annual District contribution listed above, you will be responsible for the difference. The calculated amount will be charged to you per pay period.

Contribution Example

Below is an example based on hypothetical costs for medical, dental and vision.

Employee Only Coverage	
	Annual Costs
ABC Medical	\$14,500
XYZ Dental	\$700.00
123 Vision	\$200.00
Annual Total	\$15,400

Contribution Calculation	
Employee Annual Election Costs	\$15,400
Minus Annual District Contribution	\$14,981
Annual Difference	\$419
If paid 10thly, 10thly contribution is	\$41.90

MEDICAL COVERAGE

Nothing is more important than the health of you and your family. That is why West Valley-Mission Community College District offers you medical plan choices designed to help you get the care you need at a price you can afford. You have the choice to enroll in an HMO or a PPO plan.



How does my plan work?

HMO – The Health Maintenance Organization (HMO) plans provide health care from specific doctors and hospitals under contract with the plan. You pay co-payments for some services, but you have no deductible, no claim forms and a geographically restricted service area.

PPO – These plans operate as preferred provider organizations (PPOs). A PPO is similar to a traditional "fee-for-service" plan, but you must use doctors in the PPO provider network or pay higher co-insurance (percentage of charges). You must usually meet an annual deductible before some benefits apply. You are responsible for a certain co-insurance amount and the plan pays the balance up to the allowable amount.

Can I choose my doctor?

HMO – When enrolling in an HMO plan, you must select a Primary Care Physician (PCP) from a list of "in-network" doctors. The PCP will direct all of your care and will provide you with a referral if you need to see a specialist.

PPO – Yes, you can choose any doctor you prefer. However, you will save money if you choose doctors who are "in-network". You also have the freedom to see a specialist without a referral. Members in the PERS Gold and PERS Platinum plans will be matched to a Primary Care Physician (PCP). An assigned PCP will not change a member's ability to self-refer to a specialist. A PCP can be changed at any time.



INSURANCE BASIC TERMINOLOGY

Deductible: The deductible is the amount you owe for covered healthcare services before your plan begins to pay benefits. For example, if your deductible is \$500, your plan won't pay anything until you've met your \$500 deductible for covered healthcare services subject to the deductible. Preventive care is not subject to the deductible as it is covered 100% by any medical plan option.

Copay: A copay is a fixed dollar amount you pay for a healthcare service. The amount can vary by the type of service. Your copays will not count toward your deductible but will count toward your out-of-pocket maximum.

Coinsurance: Coinsurance is your share of the costs of a covered healthcare service, calculated as a percent (for example, 20%) of the allowed amount for the service. Your coinsurance will begin after you have met your deductible. For example, if the health plan's allowed amount for an office visit is \$100 and you've met your deductible, your coinsurance payment of 20% would be \$20. The health plan pays the rest of the allowed amount.

Out-of-Pocket Maximum: The out-of-pocket maximum is designed to protect you in the event of a catastrophic illness or injury. Your out-of-pocket maximum includes your deductible, coinsurance and copays. After you have paid the specified out-of-pocket amount during a policy year, the plan pays the remaining covered services at 100%.

HEALTH PLAN SEARCH BY ZIP CODE

To find CalPERS health plans available in your area, use the **Health Plan Search by Zip Code** tool. Log in at www.calpers.ca.gov and select **Active Members** tab then **Health Benefits** tab and then select **Plans & Rates**. When on this page, find on the right-hand side the **Health Plan Search by Zip Code** tool. You may choose to search by your home address or your work address to view available plans.



www.calpers.ca.gov



PROVIDER SEARCH

Instructions are included at the end of this guide to search for providers in each medical plan. When choosing an HMO Plan, remember that your physician must be in-network for that plan.

If you enroll in a PPO plan, you can seek care with out-of-network providers. However, you will have less out-of-pocket expenses when using an in-network provider.



CHOOSING A PLAN

Factors to Consider

Costs

- Your monthly premium
- Your employer's contribution
- Your contribution
- Copays, deductibles, and treatment costs

Available health plans ¹

- Your eligibility ZIP code determines the health plans available to you

Covered benefits

- Acupuncture, chiropractic, diabetes services, physical/occupational/speech therapies, skilled nursing, home health, etc.

Available networks and doctors ¹

- Doctors, medical groups, hospitals, specialists, labs, pharmacies, etc.

Tools & Resources

Search Health Plans tool ¹

- Monthly premiums for each plan
- Side-by-side benefit comparisons and copay information
- Doctor availability by health plan

Health Benefit Summary

- Side-by-side health plan comparisons
- Covered services and copayment information

Plans & Rates

- Health plan links:
 - Health plan's website
 - Prescription Drug Services
 - Evidence of Coverage

¹ Log into your myCalPERS account

HMO MEDICAL COVERAGE



	Anthem Select	Anthem Traditional	Blue Shield Access+	Blue Shield Trio	Kaiser Traditional	UHC Alliance	UHC Harmony
In-Network Only							
Annual Deductible	None	None	None	None	None	None	None
Routine & Specialist Office Visit	\$15 copay	\$15 copay	\$15 copay	\$15 copay	\$15 copay	\$15 copay	\$15 copay
Preventive Care Services	No charge	No charge	No charge	No charge	No charge	No charge	No charge
Urgent Care Visit	\$15 copay	\$15 copay	\$15 copay	\$15 copay	\$15 copay	\$15 copay	\$15 copay
Emergency Room Visit	\$50 copay	\$50 copay	\$50 copay	\$50 copay	\$50 copay	\$50 copay	\$50 copay
Diagnostic X-Ray / Lab	No charge	No charge	No charge	No charge	No charge	No charge	No charge
Durable Medical Equipment	No charge	No charge	No charge	No charge	No charge	No charge	No charge
Inpatient Hospitalization	No charge	No charge	No charge	No charge	No charge	No charge	No charge
Outpatient Facility / Surgery Services	No charge	No charge	No charge	No charge	\$15 copay	No charge	No charge
Surgery / Anesthesia	No charge	No charge	No charge	No charge	No charge	No charge	No charge
Occupational / Physical / Speech Therapy	\$15 copay	\$15 copay	\$15 copay	\$15 copay	\$15 copay	\$15 copay	\$15 copay
Acupuncture / Chiropractic	\$15 copay 20 combined visits	\$15 copay 20 combined visits	\$15 copay 20 combined visit	\$15 copay 20 combined visit	\$15 copay 20 combined visits	\$15 copay 20 combined visits	\$15 copay 20 combined visits
Infertility Testing / Treatment	50% of covered charges	50% of covered charges	50% of covered charges	50% of covered charges	50% of covered charges	50% of covered charges	50% of covered charges
Max Calendar Year Copay/Coinsurance (excluding pharmacy)	\$1,500 ind \$3,000 fam	\$1,500 ind \$3,000 fam	\$1,500 ind \$3,000 fam	\$1,500 ind \$3,000 fam	\$1,500 ind \$3,000 fam	\$1,500 ind \$3,000 fam	\$1,500 ind \$3,000 fam
Prescription Drugs (Generic / Preferred / Non-Preferred)							
Retail Pharmacy ¹ (not to exceed 30-day supply)	\$5 / \$20 / \$50	\$5 / \$20 / \$50	\$5 / \$20 / \$50	\$5 / \$20 / \$50	\$5 / \$20 / NA	\$5 / \$20 / \$50	\$5 / \$20 / \$50
Mail Order Pharmacy (not to exceed 90-day supply)	\$10 / \$40 / \$100	\$10 / \$40 / \$100	\$10 / \$40 / \$100	\$10 / \$40 / \$100	\$10 / \$40 / NA	\$10 / \$40 / \$100	\$10 / \$40 / \$100

Above is a snapshot summary. Refer to the plan's Evidence of Coverage (EOC) for the full summary of coverage information.

¹ Review your plan to ensure if Retail Pharmacy Maintenance Medications require a Home Delivery Opt-Out form to be completed to continue to have prescriptions filled at retail. Plans that do not require Home Delivery for Maintenance Medications may be subject to a higher copay after the 2nd fill.

NOTE: Only plans available in Santa Clara, San Mateo, Alameda, Contra Costa and San Francisco counties are shown. If you live in another county, please use the Health Plan Search by Zip Code tool referred to on the previous page to determine if any other options are available to you.

PPO MEDICAL COVERAGE



	PERS Gold		PERS Platinum		PORAC (for dues paying police officers only)	
	In-Network	Out-of-Network*	In-Network	Out-of-Network*	In-Network	Out-of-Network*
Annual Deductible	\$1,000 ind ¹ \$2,000 fam ¹	\$2,500 ind \$5,000 fam	\$500 ind \$1,000 fam	\$2,000 ind \$4,000 fam	\$300 ind \$900 fam	\$600 ind \$1,800 fam
Routine & Specialist Office Visit	\$35 ²	40%	\$20/\$35	40%	\$10/\$35	20%
Preventive Care Services	No charge	40%	No charge	40%	No charge	No charge
Urgent Care Visit	\$35	40%	\$35	40%	\$35	20%
Emergency Room Visit	20% + \$50 copay per visit		10% + \$50 copay per visit		20%	20%
Diagnostic X-Ray / Lab	20%	40%	10%	40%	20%	20%
Durable Medical Equipment	20%	40%	10%	40%	20%	20%
Inpatient Hospitalization	20%	40%	10% + \$250 ded per admit	40% + \$250 ded per admit	20%	20%
Outpatient Facility / Surgery Services	20%	40%	10%	40%	20%	20%
Surgery / Anesthesia	20%	40%	10%	40%	20%	20%
Occupational / Physical / Speech Therapy	20%	20% occupational 40% all others	10%	10% occupational 40% all others	\$15 occ/phy 20% all others	20%
Acupuncture / Chiropractic	\$15 copay 20 combined visits	40%	\$15 copay 20 combined visit	40%	\$15 copay Chiro up to 20 visits	20%
Infertility Testing / Treatment	50% of covered charges	50% of covered charges	50% of covered charges	50% of covered charges	50% of covered charges	50% of covered charges
Max Calendar Year Coinsurance (excluding pharmacy)	\$3,000 ind \$6,000 fam	NA	\$2,000 ind \$4,000 fam	NA	\$2,000 ind \$4,000 fam	NA
Max Calendar Year Out-of-Pocket (excluding pharmacy)	\$6,700 ind \$13,400 fam	NA	\$6,700 ind \$13,400 fam	NA	\$2,000 ind \$4,000 fam	NA
Prescription Drugs (Generic / Preferred / Non-Preferred)						
Retail Pharmacy** (not to exceed 30-day supply)	\$5 / \$20 / \$50		\$5 / \$20 / \$50		\$10 / \$25 / \$45	
Mail Order Pharmacy** (not to exceed 90-day supply)	\$10 / \$40 / \$100		\$10 / \$40 / \$100		\$20/\$40/\$75	NA

Above is a snapshot summary. Refer to the plan's Evidence of Coverage (EOC) for the full summary of coverage information.

¹ Incentives available to reduce individual deductible for inpatient care (max. \$500) include: getting a biometric screening (\$100 credit); receiving a flu shot (\$100 credit); getting a non-smoking certification (\$100 credit); getting a virtual second opinion (\$100 credit); and getting a condition care certification (\$100 credit).

² Reduced to \$10 if enrolled with personal doctor.


* Out-of-network services are based on a strictly limited schedule of allowances. Members must pay charges in excess of those scheduled amounts.

** Review your plan to ensure if Retail Pharmacy Maintenance Medications require a Home Delivery Opt-Out form to be completed to continue to have prescriptions filled at retail. Plans that do not require Home Delivery for Maintenance Medications may be subject to a higher copay after the 2nd fill.

DENTAL COVERAGE

The employees of West Valley-Mission Community College District can choose between two dental plans offered through Delta. Please review the PPO and DeltaCare HMO options below and refer to the complete dental plan summaries located on the district webpage for details on copays and benefits.



 How does my plan work?	DeltaCare HMO Plan ¹	Delta PPO Incentive Plan ¹	
	Members must choose a primary care dentist who will be responsible for coordinating your dental care.	This plan operates as a preferred provider organization (PPO). You choose which dentists provide your care. Coverage may be higher and costs will be lower when you visit "In-Network" providers. It is your responsibility to ensure whether your providers are In-Network or Out-of-Network.	
What does an "Incentive Plan" mean?	NA	Most benefits start at 70% depending on the service. (Prosthodontics remain at 50% for the duration of the plan). If you visit the dentist one time during the year, the benefit will increase by 10% for the following year. This will occur each year until the benefit reaches 100%. If you do not visit the dentist during the year, your benefits will remain at the current level and will not decrease unless there is a lapse in coverage.	
	In-Network	In-Network	Out-of-Network
Calendar Year Deductible			
Individual/ Family	None	\$50 / \$150	
Calendar Year Benefit Maximum			
Per Member	Unlimited	\$2,000	\$1,500
Implants - Separate Calendar Year Maximum Benefit on PPO	n/a	\$2,000	\$1,500
Covered Services			
Diagnostic & Preventive Oral exams, cleanings, x-rays, fluoride treatment	Scheduled copays based on services ²	70% - 100% deductible waived	70% - 100% of contracted fee deductible waived
Basic Services Fillings, extraction, root canals	Scheduled copays based on services ²	70% - 100%	70% - 100% of contracted fee
Major Services Crowns, inlays, onlays, cast restorations	Scheduled copays based on services ²	70% - 100%	70% - 100% of contracted fee
Implants	Scheduled copays based on services ²	70% - 100%	70% - 100% of contracted fee
Prosthodontics Bridges, dentures	Scheduled copays based on services ²	50%	50% of contracted fee
Orthodontia Coverage ³	Adults and Child(ren)	Adults and Child(ren)	
Orthodontia Benefit	\$1,600 - \$1,800 copay	50% up to \$1,500 lifetime benefit	50% of contracted fee up to \$1,500 lifetime benefit

¹ Pre-treatment estimates are recommended for any services that cost \$300 or more.


² Please refer to the DeltaCare HMO plan summary for a complete listing of copays. The plan summary is available on the District website.

³ Children age limit for orthodontia under the PPO plan is up to 26; Children age limit for orthodontia under the HMO plan is up to 19. Adult orthodontia on the HMO plan is anyone 19 or older.

VISION COVERAGE

West Valley-Mission Community College District is pleased to offer you a vision plan with a comprehensive benefit through VSP. This is a PPO plan which gives you the freedom to find an eye care provider who's right for you. Choose a VSP doctor, a participating retail chain such as Costco, or any out-of-network provider. When accessing services from VSP Signature in-network providers, you receive the most cost-effective benefits. There are cost savings and discounts on sunglasses, retinal screening and laser vision correction through a VSP doctor. When accessing services out-of-network, you will pay for the services out of your pocket and then file a claim for reimbursement up to a defined dollar limit.



	VSP Plan	
	In-Network	Out-of-Network Reimbursement
Exam		
Routine	\$25 copay	Up to \$50 reimbursement
Lenses		
Single Vision	No charge after exam copay	Up to \$50 reimbursement
Bifocal		Up to \$75 reimbursement
Trifocal		Up to \$100 reimbursement
Frames		
Frames	\$150 allowance 20% off remaining balance	Up to \$70 reimbursement
Featured Frame Brands	\$170 allowance 20% off remaining balance	Up to \$70 reimbursement
Costco	\$80 allowance	n/a
Contact Lenses		
Contact Lenses – Elective	\$150 allowance	Up to \$105 reimbursement
Contact Lenses – Necessary	No charge	Up to \$210 reimbursement

Accessing care is simple! If you do not already have a VSP contracted provider, you may search for one at www.vsp.com or by calling VSP at (800) 877-7195. Once you've found a doctor, call their office to make an appointment. When making the appointment, you will need to provide the following information:

- Your name and that you are a VSP member
- Your VSP member group or employer
- Your Social Security number or other identification number
- Your date of birth

If you are making an appointment for a dependent, provide the member's name, member's SSN and dependent's date of birth. Please note that you will not receive an ID card for the VSP coverage.

Frequency Schedule	
Exams	Every 12 months
Lenses	Every 12 months
Frames	Every 24 months
Contacts (in-lieu of lenses)	Every 12 months

LIFE AND DISABILITY



BASIC LIFE AND AD&D

Life insurance is an important benefit that is often overlooked. Because we are concerned with the well-being of you and your family, a Basic Life policy was purchased on your behalf to offset any expenses that are the result of your untimely death or injury. In the event of your death, this employer paid coverage, provided through MetLife, pays a benefit to the beneficiary(ies) you name. You are eligible for Basic Life Insurance in the amount of \$50,000.



West Valley-Mission Community College District also provides you with the same benefit level of the company paid Basic Life policy (\$50,000) for Basic Accidental Death and Dismemberment (AD&D) Insurance. AD&D Insurance provides your family with additional financial security if you die or suffer a severe injury such as loss of limb(s), sight, or permanent paralysis due to an accident. No more than the full amount will be paid for all losses resulting from the same accident.

Your Basic Life and AD&D benefit will reduce by 50% at age 70.



\$50,000
Life Insurance Benefit

Basic Life and AD&D example:
Should you lose your life as the result of an accident, AD&D coverage would pay an additional benefit equal to your Basic Life Insurance benefit.
Therefore, your beneficiary would receive \$100,000.



DISABILITY COVERAGE

West Valley-Mission Community College District believes that long-term disability (LTD) coverage is important because anyone at any age may become injured or ill for an extended period of time. LTD coverage will replace 66 2/3% of your base salary to a monthly maximum of \$5,000 if you are disabled for more than 90 days or at the end of accumulated sick leave, whichever is later, and are unable to work. LTD benefits are offset with other sources of income, such as Social Security and Workers' Compensation. Employees are automatically enrolled in LTD via Alight Worklife (formerly SmartBen). To request a copy of the Certificate of Coverage, please contact the Human Resources Benefits Department.

Pre-existing condition exclusions apply.



	Age at Disability	Maximum Benefit Period
Class 1	Certificated employees with 5+ years of credited California service	
	All Ages	1 year
Class 2	All employees not eligible in another class	
	< 60	To age 65 but not less than 5 years
	60 - 64	5 years
	65 - 69	To age 70 but not less than 1 year
	70+	1 year

VOLUNTARY LIFE AND AD&D

Providing economic security for your family if you die, become disabled, or experience an injury or illness is a major consideration in personal financial planning. West Valley-Mission Community



College District allows you the ability to purchase coverage for yourself and your dependents. Depending on the amount of voluntary life insurance you purchase, and who you are covering, you may be required to complete a Statement of Health (SOH). If you enroll in an amount that requires a SOH, MetLife may approve or decline your request for the amount of coverage that is subject to the Statement of Health. The application and SOH can be found on the district website.

Open Enrollment Provisions

If you are already enrolled in employee voluntary life insurance and/or spouse voluntary life insurance, you may increase your coverage by one increment (\$10,000) at open enrollment, up to the guarantee issue amount (\$250,000 for employee, \$20,000 for spouse) without completing a SOH. Amounts beyond this increment will need a SOH completed. Voluntary child life amounts may be changed without a SOH as long as the employee is also enrolled. You may change your voluntary AD&D election at open enrollment without a SOH.

Voluntary Life Insurance

How much can I elect?

Employee

Increments of \$10,000 up to \$500,000

Spouse

Increments of \$10,000 up to the lesser of the employee's enrolled amount or \$150,000; **Coverage ends at age 70**

Child

Increments of \$2,000 up to \$10,000

When is Statement of Health Required?

Newly Hired

- Amounts over \$250,000 for employee life and \$20,000 for spouse life
- All amounts for children are approved once employee amount is approved

Existing Active Employee

- Not currently participating: all amounts
- Currently participating: amounts over open enrollment provision
- All amounts for children are approved once employee amount is approved

Employee and Spouse Voluntary Monthly Rates Per \$10,000 of Coverage											Child(ren)
age banded rate changes take effect on the first of the month following or coinciding with birth date											
Under 25	25-29	30-34	35-39	40-44	45-49	50-54	55-59	60-64	65-69	70+	Per \$2,000
\$0.50	\$0.60	\$0.80	\$1.00	\$1.30	\$1.90	\$3.10	\$5.50	\$7.40	\$13.90	\$22.50	\$0.20

Voluntary Accidental Death & Dismemberment Insurance (AD&D)

AD&D insurance provides protection to you or your beneficiaries in the case of an accidental death or serious injury. AD&D does not cover a death resulting from illness or natural causes. You may enroll at the employee only level or at a family level. Coverage is in increments of \$50,000 up to a maximum of \$250,000. If you enroll at the family level, the benefit amount is a percentage of your elected amount, as follows:

Employee Only: 100% of elected amount

Employee + Spouse: The spouse benefit is 50% of the employee amount

Employee + Child(ren): The child(ren) benefit is 15% of the employee amount

Employee + Family (Spouse & Child(ren)): The spouse benefit is 40% of the employee amount and the child benefit is 10% of the employee amount

Voluntary AD&D Monthly Rates Per \$50,000	
Employee	Family
\$0.95	\$1.30

FLEXIBLE SPENDING ACCOUNTS (FSA)

Flexible Spending Accounts (FSAs) are a tax-saving way to pay health care and dependent care expenses that you would typically pay out-of-pocket (e.g., deductibles, copays, day care expenses). The FSAs let you pay these expenses with pre-tax dollars. Each year that you would like to participate in the FSAs, you must elect the amount you want to contribute to either or both of the FSAs. Your contributions will be deducted from your paychecks in equal installments throughout the year and deposited into your account(s). You may contribute up to calendar year maximums indicated below. Both accounts function separately. When you have eligible expenses, you submit a claim for reimbursement from your FSAs.



Annual Maximum Contribution

Health Care FSA

\$3,200

Dependent Care FSA

\$5,000 per household

(\$2,500 if married and file taxes separately)

Eligible Expenses

Health Care FSA

You can use this account for qualified medical, dental and vision expenses for yourself, your spouse or your dependent children. Some qualified expenses include:

- Coinsurance
- Copayments
- Deductibles
- Orthodontia
- Eye exams/eyeglasses
- LASIK eye surgery
- Arches/orthotic inserts
- First aid supplies
- Prescription sunglasses

Dependent Care FSA

You can use this account for expenses for services that allow you and your spouse (if you are married) to work or attend school full time. These services generally include day care, most day camps, and caregivers for dependent children under age 13. Another eligible expense is care of a household member who is physically or mentally incapable of caring for him/herself and qualifies as your federal tax dependent.

Over-the-counter Eligible Expenses

FSA accounts just got even more flexible and over-the-counter (OTC) items are now FSA-eligible!

OTC medicine such as pain relief and allergy pills no longer require a note of medical necessity or prescription from a physician. Menstrual products including tampons, pads, liners, sponges, and cups also do not require additional documentation to qualify for reimbursement.

For a complete list of eligible expenses, click [here](#) or scan the QR code.



FLEXIBLE SPENDING ACCOUNTS (FSA)

Why Enroll?

- By putting money aside pre-tax, this lowers your taxable income – which in turn may increase your spendable income!
- Funds can be used for planned and unplanned eligible health care expenses. You don't need to earmark funds for a specific purpose.



Your Plan is Easier to Use With a Benefits Card!

When you enroll, you will be issued a Debit MasterCard to use to pay for eligible expenses.

- The Debit MasterCard will debit your Health FSA when used to pay for eligible expenses at participating retailers. This eliminates you having to pay out-of-pocket for qualified expenses.
- Please note that you may be asked to substantiate claims per IRS Guidelines – **SAVE ALL RECEIPTS** so they can be submitted if requested.



Important Rules to Keep in Mind

FSAs offer sizeable tax advantages. The trade-off is that these accounts are subject to strict IRS regulations, including the following:

- The IRS has a strict "use it or lose it rule": If you do not use the full amount in your FSAs by the end of the plan year, you will lose any remaining funds.
- All claims must be submitted within 90 days of the end of the plan year.
- In the event of employment termination or unpaid leave, contributions to our plan stop and you can no longer incur expenses for reimbursement. Claims must be submitted within 90 days of termination date or first day of unpaid leave for expenses incurred prior to the loss of eligibility under the plan.
- Any unused funds can be rolled over for 2 1/2 months after the end of the plan year.
- Once you enroll in the FSAs, you cannot change your contribution amount during the year unless you experience a qualified status change.
- You cannot transfer funds from one FSA to another.

Grace Period

Our plan has a two-and-a-half-month grace period to allow you additional time to incur claims and use your contributed FSA funds to pay for eligible expenses. All services must be incurred between **January 1, 2025 through March 15, 2026**. You must submit for reimbursement no later than **March 31, 2026**.



Access **My Account Assistant** at www.ebcflex.com to manage your FSA account, obtain account balances, download forms and review claims.

COMMUTER PLAN

The Transportation FSA is another method allowed to use pre-tax dollars for your daily commuting expenses, including transit and parking. This could save you as much as 30% on transit and parking – which adds up to a very powerful benefit and a substantial take-home bonus to your paycheck. West Valley-Mission Community College District allows you to enroll in the Transit benefit or the Parking benefit.



Transit Benefit

When you use public transportation for your daily commute (e.g., trains, buses, subways, vanpooling), you're making a smart choice. You are choosing a commuting solution that reduces fuel, congestion and pollution. If you choose to enroll in this benefit, you can set aside \$315 per month on a pre-tax basis (amount is subject to change annually), to be used to purchase transit passes in either of two forms:

- Commuter Check Vouchers
 - Use to purchase transit passes, tickets, cards, etc.
 - Valid for 15 months
- Commuter Check Card Prepaid MasterCard
 - Participant uses card to pay for transit



Access the **Commute Ease/WiredCommute** ordering platform at www.ebcflex.com to manage your commuter plan, buy transit/parking passes, view your order history, and more.

If you access vanpooling, the monthly amount is combined with the \$315 above. A vanpool is considered:

- Transportation between residence and place of work in a Commuter Highway Vehicle (CHV)
- Seating capacity of at least 6 (not including driver)
- At least 80% of the miles are for transportation between residences and place of work
- At least half the seating capacity of that van must be filled
- The van can be employer operated, employee operated, private or public



Parking Benefit

Parking your vehicle can be expensive. Thanks to the Parking Benefit, now you can minimize that cost. You can use this benefit to pay for parking at or near the business premises or at or near a location from which the employee commutes to work via mass transit. If you enroll in this benefit, you can set aside \$315 per month on a pre-tax basis (amount is subject to change annually). This amount is separate from the Transit Benefit above. You can choose to receive the benefit as follows:

- Direct Pay – WiredCommute pays parking provider directly and participant chooses parking lot
- Commuter Check Voucher – WiredCommute provides voucher for participant to pay provider directly
- Commuter Check Card Prepaid MasterCard – Participant uses this card to pay for parking
- Cash Reimbursement – Reimbursements are done through an online reimbursement form

Important information regarding the Parking Benefit:

The following parking situations are NOT eligible under this benefit: Temporary work locations, parking fee for a conference or meeting, a one day parking fee

If you carpool and park, only the prime member (person with assigned parking spot) is entitled to the Parking Benefit

RETIREMENT SAVINGS

It is never too early to plan for your retirement and West Valley-Mission Community College District offers you options to help you reach your goals. You may enroll in the 403(b) and/or 457 plans at any time throughout the year. Both are voluntary retirement savings accounts where you may put away money on a tax-advantaged basis.

Please note that the annual limits for the 403(b) and 457 are subject to change annually.

Participant UNDER age 50	403(b)	457	Total
2024 annual limits	\$23,000	\$23,000	\$46,000
Participant aged 50 and OVER	403(b)	457	Total
2024 annual limits	\$30,500	\$30,500	\$61,000



ENROLLMENT INSTRUCTIONS

403(b) Steps to Enroll

1. Go to www.altamontclair.org/vendors and in the drop-down menu select *West Valley Mission Community College District* as your employer.
2. A list of vendors who offer 403(b) plans for WVMCCD will populate. This chart will tell you if the vendor offers a pre-tax plan and/or a Roth plan.
3. Select a vendor from the options available and set up a 403(b) account. You can find more data at www.403bcompare.com if you want to further compare the vendors.
4. You may set up your account directly with the vendor or you may enroll through a financial planner or tax consultant.
5. Go to the Payroll section of the District webpage and click on the Forms tab.
6. Complete the 403(b) Before Tax or 403(b) Roth After Tax Salary Reduction/Deduction Authorization and Amendment Form.
7. Return your completed form to the Payroll Department.

Alta Montclair 457 Steps to Enroll

1. Go to www.altamontclair.org/vendors and in the drop-down menu select *West Valley Mission Community College District* as your employer.
2. A list of vendors who offer 457 plans for WVMCCD will populate. Please note that you must scroll down past the 403(b) vendors to find the 457 vendors. This chart will tell you if the vendor offers a pre-tax plan and/or a Roth plan.
3. Select a vendor from the options available and set up a 457 account.
4. You may set up your account directly with the vendor or you may enroll through a financial planner or tax consultant.
5. Go to the Payroll section of the District webpage and click on the Forms tab.
6. Complete the EBS 457 Form and return to Payroll.

CalPERS Voya 457 Steps to Enroll

1. Review information about the CalPERS Voya 457 plan by visiting calpers.voya.com.
2. Go to the Payroll section of the District webpage and click on the Forms tab.
3. Complete and return the 457 Plan Enrollment Form and return it to the Payroll Department.

EMPLOYEE ASSISTANCE PROGRAM

Because unresolved personal issues can affect every aspect of one's life, including work performance, West Valley-Mission Community College District automatically provides you and your family with an Employee Assistance Program (EAP) at no cost to you. Call the EAP at (800) 834-3773 for confidential assistance with nearly any personal matter you may be experiencing. Licensed counselors are available 24 hours a day, 7 days a week, and can provide you with access to face-to-face counseling (up to three sessions per person per event), legal advice, financial consultation, medical advice, dependent care referrals and other community referrals.



Counseling Services

- Depression and stress
- Co-worker conflicts
- Grief and loss
- Marital or family issues
- Alcohol/Substance abuse issues

Dependent Care Referral

- Referrals to child or elder care providers
- Referrals to home health care providers
- Tips on interviewing and monitoring caregivers
- Relocation and adoption information
- Child/Summer day camp

Financial Consultation

- One 30-60 minute consultation per issue
- One credit report per intake year
- Budgeting
- Retirement planning
- Debt consolidation
- Financial Planning

Legal Consultation

- Simple Will kit
- Divorce and custody
- Small claims or personal injury
- Drunk driving offenses
- Criminal offenses
- Adoption Assistance information



Request Help

If your need is urgent,
call 800-834-3773.
Counselors are available
at all times.



Popular Pages

EAP Orientation Videos
Employees & Families
Managers & HR
Newsletters
Virtual Brown Bags



EAP Benefits Center

Learn about your
free and confidential
services provided by
Claremont EAP.

CREDIT UNION AND ONLINE LEARNING



CREDIT UNIONS

As an employee of West Valley-Mission Community College District, you have access to Santa Clara County Federal Credit Union.

Through this establishment, you have access to free/discounted checking accounts, auto and mortgage loans, credit cards, financial workshops and much more.

For more information see the website and phone information on page 27.



LYNDA.COM

Lynda.com is an online library of courses on software tools and skills. To learn more, we suggest that you watch the **introductory movie** about the service and watch **How to use Lynda.com**.

To create a Lynda.com profile, navigate to the **State Chancellor's Office Vision Resource Center** (<https://visionresourcecenter.cccco.edu>) of the Professional Learning Network. Next, login or register (if you are a first-time user) then click on the link for Lynda.com.

Please note that if you have been a previous user of Lynda.com and would like to transfer your previous training history, playlists, and bookmarks, you must select "yes" when asked, "Are you a current or former member of Lynda.com?" In selecting yes, it will prompt you to type in your old username and password.

If you have any questions regarding signing up for Lynda.com through the Vision Resource Center, please go to the Vision Resource Center webpage and click the link to **Contact Us**.



LEARNING
WITH Lynda.com® CONTENT



California
Community
Colleges

Vision
Resource Center

LEARN

Access thousands of learning resources and view your personal transcript listing completed professional development.

CONNECT

Discuss ideas, share resources and learn promising practices from professionals across the state in online communities.

CONVENE

Find in-person and online professional development conferences and workshops in the Events Calendar.

IMPORTANT NOTICES

It is important that you review the list of notices below. Where required by law, full versions of the summary notices below along with other plan documents can be found by logging into the District's Benefits page at www.wvm.edu/benefits. If you are unable to access these for any reason, contact Human Resources for a printed copy.

PATIENT PROTECTION NOTICE

Your plan generally allows the designation of a primary care provider. You have the right to designate any primary care provider who participates in the network and who is available to accept you or your family members. Until you make this designation, the medical carrier designates one for you.

HIPAA – SPECIAL ENROLLMENT RIGHTS

This notice describes a group health plan's special enrollment rules including the right to special enroll within 30 days of the loss of other coverage or of marriage, birth of a child, adoption, or placement of a child for adoption, or within 60 days of a determination of eligibility for a premium assistance subsidy under Medicaid or CHIP.

CHILDREN'S HEALTH INSURANCE PROGRAM REAUTHORIZATION ACT NOTICE (CHIPRA)

This annual notice notifies employees of potential state opportunities for premium assistance to help pay for employer-sponsored health coverage.

WOMEN'S HEALTH AND CANCER RIGHTS ACT NOTICE (WHCRA)

Participants and beneficiaries of group health plans who are receiving mastectomy-related benefits can choose to have breast reconstruction following a mastectomy.

THE NEWBORNS' AND MOTHERS' HEALTH PROTECTION ACT

The Newborns' and Mothers' Health Protection Act of 1996 (NMHPA) affects the amount of time a mother and her newborn child are covered for a hospital stay following childbirth.

MEDICARE PART D: PRESCRIPTION DRUG COVERAGE AND MEDICARE

Entities that offer prescription drug coverage on a group basis to active and retired employees and to Medicare Part D eligible individuals – must provide, or arrange to provide, a notice of creditable or non-creditable prescription drug coverage to Medicare Part D eligible individuals who are covered by, or who apply for, prescription drug coverage under the entity's plan. This creditable coverage notice alerts the individuals as to whether or not their prescription drug coverage is at least as good as the Medicare Part D coverage.

HEALTH CARE REFORM NOTICE: NOTICE OF EXCHANGE/MARKETPLACE

Employer must provide all employees with an Exchange Notice that includes a description of services provided by the Exchange. The notice must explain the premium tax credit available if a qualified health plan is purchased through the Exchange. The employee must also be informed that they may lose the employer contribution to any benefit plans offered by the employer if a health plan through the Exchange is elected.

IMPORTANT NOTICES

COBRA – FIRST NOTICE OF COBRA RIGHTS

This notice advises covered employees, covered spouses, and covered dependents of the right to purchase a temporary extension of group health coverage when coverage is lost due to a qualifying event.

ADA WELLNESS PROGRAM NOTICE

To comply with ADA, wellness plans that collect health information or involve medical exams must provide a notice to employees that explains how the information will be used, collected and kept confidential.

GINA WELLNESS PROGRAM NOTICE

Employers are prohibited from requesting or requiring genetic information. By providing this notice, any receipt of genetic information generally will be deemed inadvertent and not a violation of the prohibition.

HIPAA WELLNESS PROGRAM NOTICE

This is a wellness program notice that is subject to HIPAA's notice requirement regarding reasonable alternative standards to earn a program incentive.

FAMILY AND MEDICAL LEAVE ACT NOTICE

Eligible employees who work for a covered employer can take up to 12 weeks of unpaid, job-protected leave in a 12-month period for specific family reasons listed in the full notice. An eligible employee who is a covered service member's spouse, child, parent, or next of kin may also take up to 26 weeks of FMLA leave in a single 12-month period to care for the service member with a serious injury or illness.

GENERAL NOTICE OF USERRA RIGHTS

USERRA protects the job rights of individuals who voluntarily or involuntarily leave employment positions to undertake military service or certain types of service in the National Disaster Medical System. USERRA also prohibits employers from discriminating against past and present members of the uniformed services, and applicants to the uniformed services.

DISCLOSURE TO ENROLEES REGARDING HIPAA OPT-OUT

Group health plans sponsored by State and local governmental employers must generally comply with Federal law requirements in title XXVII of the Public Health Service Act. However, these employers are permitted to elect to exempt a plan from the requirements listed in the full notice for any part of the plan that is "self-funded" by the employer, rather than provided through a health insurance policy.

FIND A PROVIDER

Medical Plans

The CalPERS **Health Plan Search by ZIP Code** tool can show you all the medical plans a provider is participating in. This is a good tool if you are interested in moving between medical plans without having to change providers. The search is based on the zip code you enter which can be your home address or your work address. You may also go to the specific insurance carrier to find a provider. Instructions are listed on this page for the HMO plans and the next page for the PPO plans.

All CalPERS Plans (no account required) – www.calpers.ca.gov

- Choose Active Members > Health Benefit > Plans & Rates
- On right-hand side, click on "Health Plan Search by ZIP Code" and choose "Public Agency/School"
- Click on "Yes" to include your doctor
- Enter your doctor's name
- If found, click on the button of your doctor and continue
- The next page will list all the HMO and PPO plans that your doctor participates in



Medical Plans

Health Maintenance Organizations (HMOs)

Anthem Blue Cross – www.anthem.com/ca/calpers

- On the upper left side of the page click on "Menu"
- On the center of the page click on "Find Care"
- Scroll down and click the link for the plan you would like (**Traditional HMO or PERS Select HMO**)
- Once at the next screen, you can then search based on doctor/facility type and location

Blue Shield of CA – www.blueshieldca.com/calpers

- On the upper middle of the page click on "Find a provider" and choose "**Non-Medicare**"
- On the left of the page click on "**Access+ HMO Plan**" or "**Trio HMO Plan**"
- Once at the next screen you can then search based on doctor/facility type and location

Kaiser Permanente – www.kp.org/calpers

- Select "I'm considering joining Kaiser Permanente" or "I'm currently a Kaiser Permanente Member"
- On the lower right-hand side of the next page click on "Doctors & Locations"
- On the next screen select an area from the list of regions
- You can then search based on doctor name/type and location

UnitedHealthcare – www.whyuhc.com/calpers

- On the upper left side of the page click on "Search for a Provider"
- Click the box of the network you are interested in "Alliance" or "Harmony"
- Click "Continue" until you get to the next search page
- Change your location to match your zip code
- You can then search based on doctor/facility type

FIND A PROVIDER

Medical Plans



Preferred Provider Organizations (PPOs)

Blue Shield – PERS Gold, PERS Platinum – <https://includedhealth.com/microsite/calpers/>

- Contact Included Health to assist you in reviewing if your provider is in the Blue Shield network (855) 633-4436
- Online provider lookup tool – **pending**



Anthem Blue Cross – PORAC – www.porac.org

- On the home page click on "Insurance & Benefits Trust"
- On the next page scroll down and click on "Health Plans"
- Scroll to the bottom of the next page and click on "Find a Physician"
- Under the "Search as a Guest" section, select medical from the "What type of care you are searching for" drop down list and then search by "What state do you want to search with?"
- Next, select "Medical (Employer-Sponsored)" from the drop-down list of type of plan, and then select "**Blue Cross PPO (Prudent Buyer) – Large Group**" from the drop-down list of plan/network and click continue.
- You can then search based on location and physician type



Dental Plans



Preferred Provider Organization (PPO)

Delta Dental – www.deltadentalins.com

- On the left-hand side of the page complete the information under the "Find a Dentist" box
- Choose **Delta Dental PPO** under the "Select Network" drop down list and click "Find a Dentist"

Health Maintenance Organization (HMO)

DeltaCare USA – www.deltadentalins.com

- On the left-hand side of the page complete the information under the "Find a Dentist" box
- Choose **DeltaCare USA** under the "Select Network" drop down list and click "Find a Dentist"

Vision Plan



Preferred Provider Organization (PPO)

VSP – www.vsp.com

- On the left-hand side of the page click on "Find a Doctor" and search by location on the next screen
- Or call (800) 877-7195 and indicate that you are a VSP member

PLEASE NOTE: VSP Doctor Network is **Signature**

FREQUENTLY ASKED QUESTIONS

Q. Will there be a deduction taken from my paycheck for my benefit coverage?

The district provides a set annual contribution amount towards your benefits based on your medical coverage tier (Employee only, Employee +1, Employee+2 or more, Waive). The district contribution is applied towards your medical, dental and vision coverage. Please refer to the "Health Plan Options and Costs" sheet specific to your employee group for more detailed information. The basic life and accidental death and dismemberment benefit and long-term disability coverage are fully paid by the district. Voluntary plans (e.g., flexible spending accounts, life insurance, AD&D) are fully paid by the employee.

Q. What documentation will I need to submit to add a dependent?

In addition to their basic information:

- Child dependent – copy of birth certificate
- Spouse – copy of marriage certificate
- Domestic Partner – A copy of the CA Declaration of Domestic Partnership filed with the Secretary of State

Q. How do I choose my medical and dental plans to ensure that I select the best plan(s)?

First review the informational materials in your benefits packet and on the district website to evaluate which plans would meet you/your family's current medical and dental needs. Some individuals prefer the convenience of having a co-payment and decide to choose an HMO plan. Others prefer to pay deductibles and coinsurance for the flexibility of going to participating and non-participating providers and therefore enroll in PPO plans. Regardless of which plans you choose, keep in mind that all of the plans, whether they are HMO or PPO, are designed to provide comprehensive health coverage to you and your family.

Q. How do I find participating providers who are on my plans?

Please refer to pages 24 and 25 of this Benefits Overview Guide.

Q. What are my benefit policy numbers, customer service numbers, and web addresses?

Please refer to page 27 of this Benefits Overview Guide.

Q. When will I receive my benefit identification cards?

Medical plan and Delta Care HMO identification cards will arrive in 2-3 weeks from the date that you complete your enrollments in Alight Worklife (formerly SmartBen). **Delta Dental (PPO) and VSP – Cards are not issued by these carriers.** Please provide your health care practitioners with your social security and your group number.

Q. What if I'm not happy with the medical and/or dental plan? May I change my plans?

The opportunity to change your plans is offered during our open enrollment period which is held in the fall each year. Changes made during open enrollment will take effect January 1 of the following year.

Q. May I extend my benefit coverage if I leave the District?

Yes, you have the option to continue your health care coverage through COBRA. If you retire, you may be able to continue medical and dental coverage under the Educational Code provision. Details on these continuation options will be provided by the district, or, for some benefits, mailed to your home address by our COBRA Administrator, Employee Benefits Corporation (EBC). If you meet the eligibility criteria, you may also be able to port or convert your basic term life insurance, voluntary life insurance and/or convert your long-term disability policy.

CONTACT INFORMATION

Benefit	Carrier	Telephone	Address
WVMCCD Benefits Page	n/a	n/a	www.wvm.edu/benefits
CalPERS Medical	n/a	(888) 225-7377	www.calpers.ca.gov
Medical – HMO Group No: HTB050HT Traditional Group No: HNB050HS Select	Anthem	(855) 839-4524	www.anthem.com/ca/calpers
Medical – HMO Group No: W0051411 Access+ Group No: W0051411 Trio	Blue Shield	(800) 334-5847	www.blueshieldca.com/calpers
Medical – HMO Group No: 3	Kaiser	(800) 464-4000	www.kp.org/calpers
Medical – HMO Group No: 682301 Alliance Group No: 682335 Harmony	UnitedHealthcare	(877) 359-3714	www.whyuhc.com/calpers
Medical – PPO Group No: W0051411 PERS Gold Group No: W0051411 PERS Platinum	Included Health (in partnership with Blue Shield)	(855) 633-4436	www.includedhealth.com/calpers
Medical – PORAC Group No: 1875JD	Anthem	(800) 288-6928	http://ibtofporac.org
Prescription Drugs	Optum Rx	(855) 505-8110	www.optumrx.com/calpers
Dental – PPO Group No: 07128	Delta Dental	(866) 499-3001	www.deltadentalins.com
Dental – HMO Group No: 71691	DeltaCare	(800) 422-4237	www.deltadentalins.com
Vision Group No: 12075324	VSP	(800) 877-7195	www.vsp.com
Flexible Spending Accounts (FSA)	EBC	(800) 346-2126	www.ebcflex.com
Life and AD&D – Basic and Voluntary Group No: KM05589969	MetLife	(800) 438-6388	www.metlife.com
Long Term Disability (LTD) Group No: 366070	Unum	(800) 421-0344	www.unum.com
Employee Assistance Program (EAP)	Claremont EAP	(800) 834-3773	www.claremonteap.com
Retirement Pension – CalPERS	CalPERS	(888) 225-7377	www.calpers.ca.gov
Retirement Pension – CalSTRS	CalSTRS	(888) 394-2060	www.calstrs.com
Retirement Plan – 403(b) and 457	Alta Montclair (TPA)	(866) 474-1144	www.altamontclair.org
Retirement Plan – 457 CalPERS Voya	Voya Financial	(888) 713-8244	calpers.voya.com
Credit Union	County Federal Credit Union	(800) 282-0700	www.sccfcu.org
Benefits Enrollment Online Portal	Alight Worklife (formerly SmartBen)	n/a	https://wvm.wl.alight.com/login

Revised September 2024

Prepared by:



The information in this guide was taken from various summary plan descriptions and benefit information. This summary of benefits is not a legal plan document and does not imply a guarantee of employment or a continuation of benefits. Full details of the plans are contained in the Summary Plan Descriptions (SPDs), which govern each plan's operation. Whenever an interpretation of a plan benefit is necessary, the actual plan documents will prevail. Carrier contracts are the final benefit determinant. All information is confidential, pursuant to the Health Insurance Portability and Accountability Act of 1996. If you have any questions about your Benefit Summary, contact Human Resources.